

MATH

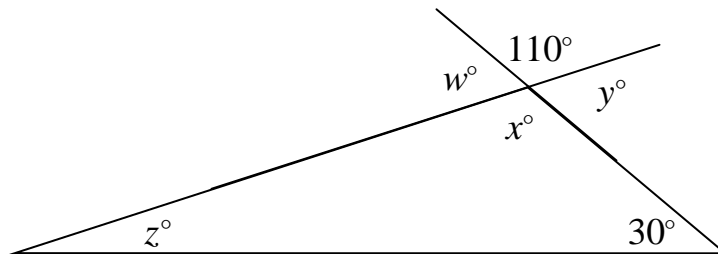
Long-term Memory Review

PROFICIENCY PRACTICE: MONDAY REVIEW

- 1) Complementary angles are two angles whose measures add up to ____ degrees.
- 2) Supplementary angles are two angles whose measures add up to ____ degrees.
- 3) The sum of the interior angle measures of any triangle is _____ degrees.
- 4) Draw a figure below that shows two complementary angles.

- 5) Draw a figure below that shows two supplementary angles.

- 6) Use the triangle below: What is the measure of the following angles?



$w = \underline{\hspace{2cm}}$ $x = \underline{\hspace{2cm}}$ $y = \underline{\hspace{2cm}}$ $z = \underline{\hspace{2cm}}$

- 7) Explain the meaning of *parallel* and provide the symbol used to show lines or planes are parallel.

MATH

Long-term Memory Review

PROFICIENCY PRACTICE: TUESDAY REVIEW

- 1) Complementary angles are two angles whose measures add up to ____ degrees.
- 2) Supplementary angles are two angles whose measures add up to ____ degrees.
- 3) The sum of the interior angle measures of any triangle is _____ degrees.
- 4) Draw a figure below that shows two complementary angles.

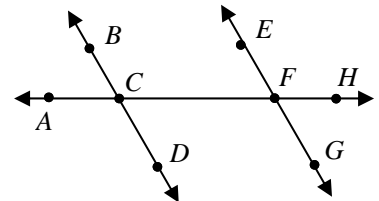
- 5) Draw a figure below that shows two supplementary angles.

- 6) In the figure below, $\overline{BD} \parallel \overline{EG}$ and $m\angle CFE = 65^\circ$. What are the measurements:

$$m\angle CFE = \underline{\hspace{2cm}} \quad m\angle CFG = \underline{\hspace{2cm}} \quad m\angle EFH = \underline{\hspace{2cm}}$$

$$m\angle GFH = \underline{\hspace{2cm}} \quad m\angle ACB = \underline{\hspace{2cm}} \quad m\angle ACD = \underline{\hspace{2cm}}$$

$$m\angle FCD = \underline{\hspace{2cm}} \quad m\angle FCB = \underline{\hspace{2cm}}$$



- 7) Use the figure above: Name two angles that are supplementary.
- 8) Explain the meaning of *congruent* and provide the symbol used to show geometric figures are congruent.

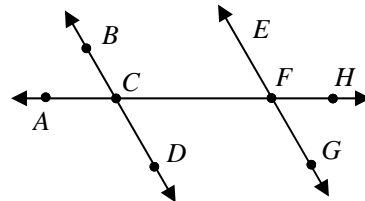
MATH

Long-term Memory Review

PROFICIENCY PRACTICE: WEDNESDAY REVIEW

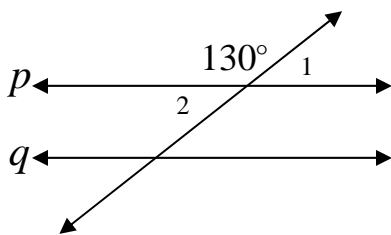
- 1) Complementary angles are two angles whose measures add up to ____ degrees.
- 2) Supplementary angles are two angles whose measures add up to ____ degrees.
- 3) The sum of the interior angle measures of any triangle is _____ degrees.
- 4) The measure of an angle is represented by x . The measure of the complement of this angle can be represented as:
 - a) $(90-x)^\circ$
 - b) $(x-90)^\circ$
 - c) $(180-x)^\circ$
 - d) $(x-180)^\circ$

- 5) In the figure at the right, $\overline{BD} \parallel \overline{EG}$.
Complete the following below:

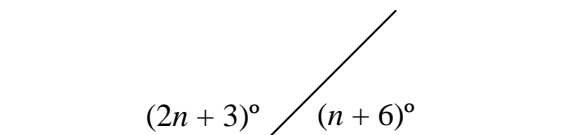


$\angle GFH \cong$ _____ $\cong \angle ACB \cong$ _____ 'or' $\angle ACD \cong \angle CFG \cong$ _____ \cong _____

- 6) If p is parallel to q in the figure below, what is the sum of the measures of angles 1 and 2?



- 7) What is the value of n in the figure below?



- a) 29 b) 43.5 c) 57 d) 84

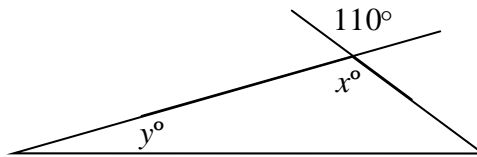
MATH

Long-term Memory Review

PROFICIENCY PRACTICE: THURSDAY REVIEW

- Complementary angles are two angles whose measures add up to _____ degrees.
- Supplementary angles are two angles whose measures add up to _____ degrees.
- The sum of the interior angle measures of any triangle is _____ degrees.
- Draw a figure below that shows two complementary angles.
- Draw a figure below that shows two supplementary angles.

- Use the triangle below: What are the measures of angles x and y ?



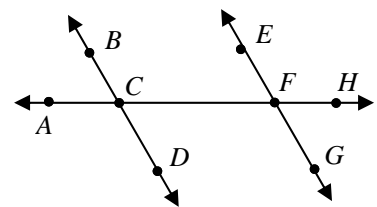
- Define *parallel* and write its symbol.

- Define *congruent* and write its symbol.

- In the figure below, $\overline{BD} \parallel \overline{EG}$; and $m\angle CFE = 70^\circ$. What are the measurements::

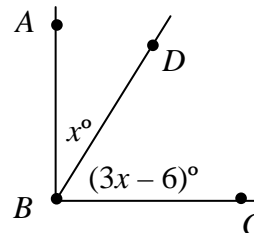
$$m\angle CFE = \underline{\hspace{2cm}} \quad m\angle CFG = \underline{\hspace{2cm}} \quad m\angle EFH = \underline{\hspace{2cm}}$$

$$m\angle GFH = \underline{\hspace{2cm}} \quad m\angle ACB = \underline{\hspace{2cm}} \quad m\angle ACD = \underline{\hspace{2cm}}$$



- In the figure below, angle ABC is a right angle. Find the value of x .

- a) 21 b) 24 c) 45 d) 48



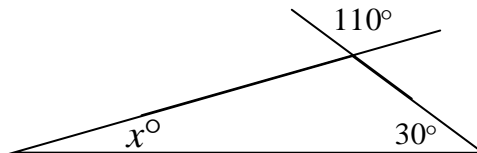
MATH

Long-term Memory Review

PROFICIENCY PRACTICE: FRIDAY TEST

- Complementary angles are two angles whose measures add up to _____ degrees.
- Supplementary angles are two angles whose measures add up to _____ degrees.
- The sum of the interior angle measures of any triangle is _____ degrees.
- Draw a figure below that shows two complementary angles.
- Draw a figure below that shows two supplementary angles.
- Use the triangle below: What is the measure of angle x ?

- 130°
- 110°
- 50°
- 40°



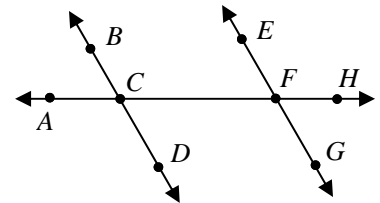
- In the figure below, $\overline{BD} \parallel \overline{EG}$ and $m\angle CFE = 65^\circ$. What are the measurements:

$$m\angle CFE = \underline{\hspace{2cm}} \quad m\angle CFG = \underline{\hspace{2cm}} \quad m\angle EFH = \underline{\hspace{2cm}}$$

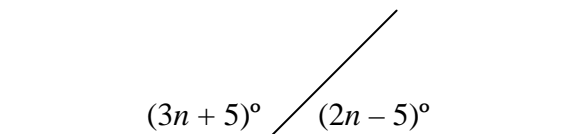
$$m\angle GFH = \underline{\hspace{2cm}} \quad m\angle ACB = \underline{\hspace{2cm}} \quad m\angle ACD = \underline{\hspace{2cm}}$$

$$m\angle FCD = \underline{\hspace{2cm}} \quad m\angle FCB = \underline{\hspace{2cm}}$$

$$\angle GFH \cong \underline{\hspace{2cm}} \cong \angle ACB \cong \underline{\hspace{2cm}} \quad \text{'or'} \quad \angle ACD \cong \angle CFG \cong \underline{\hspace{2cm}} \cong \underline{\hspace{2cm}}$$



- Define *parallel* and write its symbol.
- Define *congruent* and write its symbol.
- What is the value of n in the figure below?



- 30
- 34
- 36
- 38